

# NITTERHOUSE

MASONRY PRODUCTS, LLC

NITTERHOUSE MASONRY PRODUCTS, LLC

859 CLEVELAND AVE.  
CHAMBERSBURG, PA 17201

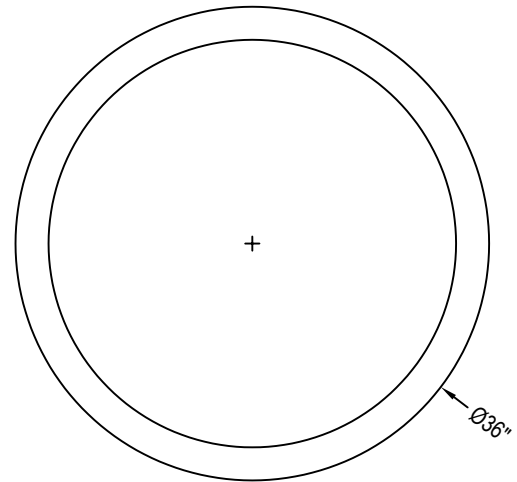
PHONE: (717) 267-4500

FAX: (717) 267-4527


www.nitterhousemasonry.com

SELECT DESIRED COLOR:


- EXPOSED AGG CREAM
- EXPOSED AGG BROWN
- FRENCH CREAM ETCH
- BUFF ETCH
- AUTUMN BROWN ETCH
- SAND ETCH
- CORAL RED ETCH
- CHARCOAL ETCH



TOP VIEW



PERSPECTIVE



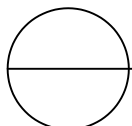
FRONT VIEW

## SPECIFICATIONS

WEIGHT: 775 LBS

## NOTES:

1. INSTALLATION TO BE COMPLETED IN ACCORDANCE WITH MANUFACTURER'S SPECIFICATIONS.
2. DO NOT SCALE DRAWING.
3. THIS DRAWING IS INTENDED FOR USE BY ARCHITECTS, ENGINEERS, CONTRACTORS, CONSULTANTS AND DESIGN PROFESSIONALS FOR PLANNING PURPOSES ONLY. THIS DRAWING MAY NOT BE USED FOR CONSTRUCTION.
4. ALL INFORMATION CONTAINED HEREIN WAS CURRENT AT THE TIME OF DEVELOPMENT BUT MUST BE REVIEWED AND APPROVED BY THE PRODUCT MANUFACTURER TO BE CONSIDERED ACCURATE.
5. CONTRACTOR'S NOTE: FOR PRODUCT AND COMPANY INFORMATION VISIT [www.CADdetails.com/info](http://www.CADdetails.com/info) AND ENTER REFERENCE NUMBER 2452-005



## PLANTERS

ROUND PLANTERS: 36" D X 24" H (3041)