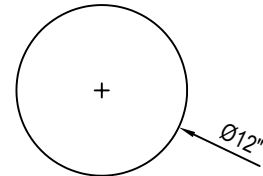



SELECT DESIRED COLOR:

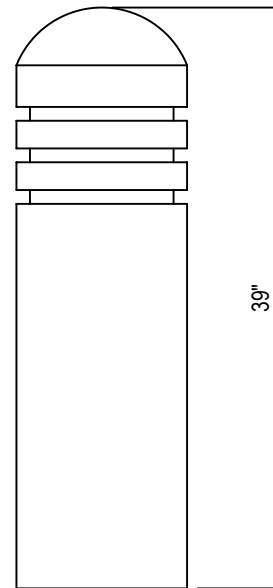
- EXPOSED AGG CREAM
- EXPOSED AGG BROWN
- FRENCH CREAM ETCH
- BUFF ETCH
- AUTUMN BROWN ETCH
- SAND ETCH
- CORAL RED ETCH
- CHARCOAL ETCH



TOP VIEW



PERSPECTIVE



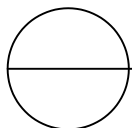
FRONT VIEW

SPECIFICATIONS

WEIGHT: 352 LBS

NOTES:

1. INSTALLATION TO BE COMPLETED IN ACCORDANCE WITH MANUFACTURER'S SPECIFICATIONS.
2. DO NOT SCALE DRAWING.
3. THIS DRAWING IS INTENDED FOR USE BY ARCHITECTS, ENGINEERS, CONTRACTORS, CONSULTANTS AND DESIGN PROFESSIONALS FOR PLANNING PURPOSES ONLY. THIS DRAWING MAY NOT BE USED FOR CONSTRUCTION.
4. ALL INFORMATION CONTAINED HEREIN WAS CURRENT AT THE TIME OF DEVELOPMENT BUT MUST BE REVIEWED AND APPROVED BY THE PRODUCT MANUFACTURER TO BE CONSIDERED ACCURATE.
5. CONTRACTOR'S NOTE: FOR PRODUCT AND COMPANY INFORMATION VISIT www.CADdetails.com/info AND ENTER REFERENCE NUMBER 2452-031



BOLLARDS

ROUND SECURITY BOLLARD: DOME TOP AND 2 FLAT RINGS, 12" D X 39" H (4060)