



# NITTERHOUSE STONE

HANDCRAFTED VENEER



**VENEER STONE PRODUCT CATALOG**





SCENIC LEDGESTONE – HARVEST





## 5 GENERATIONS OF INTEGRITY & INNOVATION

Since 1923, The Nitterhouse family has expanded upon its expertise and continued to innovate the industry. Today, Nitterhouse manufactures numerous high-quality concrete products including block, paving stones, retaining walls, site amenities, veneer stone and more.

Matt Diller, 5th Generation Nitterhouse Family Member has always had an eye for perfection and detail. Matt hand selects all natural stones for the master molds, trimming and chiseling as necessary to capture every detail. He insists all colors are hand painted to ensure the most realistic manufactured stone in the industry.

---

*Pictured: Matt Diller, 5<sup>th</sup> Generation Nitterhouse Family Member and Creator of Nitterhouse Stone*





ANCHOR GREY *DRY STACKED*

# 1923 SERIES



Harvest



Anchor Grey



Frederick



Toasted Wheat



Maple



Clifden

## SCENIC LEDGESTONE

Our Scenic Ledgerstone style creates a striking aesthetic that can be either dry stacked or mortared in joints depending on the style and look your desire for your project. The individual pieces offer realistic textures and shapes found in natural stone. Scenic Ledgerstone comes multiple ranges of earthen tones. Corners available.

### DIMENSIONS:

Heights from 1 1/2" to 5"  
Lengths from 3" to 17"

### THICKNESS:

1 1/2" - 3"





SAGE WITH OVERGROUT MORTAR

# 1923 SERIES



Harvest



Chambers



Frederick Blend



Sage



Maple

## RUSTIC FIELDSTONE

Let nature be your designer with the irregular shapes of each stone found in our Rustic Fieldstone style. This style is offered in a variety of stunning color combinations that will make a statement in any location. Corners available.

### DIMENSIONS:

Heights from 3" to 10"  
Lengths from 3" to 19"

### THICKNESS:

3/4" - 1 3/4"





SUMMERBRIDGE

# 1923 SERIES



Anchor Grey



Harvest



Muirfield



Sligo



Summerbridge



Toasted Wheat

## RIDGESTONE

An eye-catching new style, Ridgestone captures the natural shapes and patterns found in various other stone styles like a ledgerstones and fieldstones and beautifully combines them. Large sized stones create a striking balance between other smaller sized stones offering a very natural realistic feel. Ridgestone is created in a variety of distinctive colors. Corners available.

### DIMENSIONS:

Heights from 1-1/2" to 10"  
Lengths from 3" to 19"

### THICKNESS:

3/4" - 3"





MUIRFIELD

## 1923 SERIES



Harvest



Muirfield



Frederick



Chambers



Maple



Toasted Wheat



Bordeaux

## CHISELED LIMESTONE

Bring your project to life with our Chiseled Limestone. This stone style looks just like hand chiseled stone offering a more uniform look with cohesive rectangular shapes. Chiseled Limestone comes in various natural color ways. Corners available.

### DIMENSIONS:

Heights from 1 1/2" to 9 1/2"  
Lengths from 4" to 21 1/2"

### THICKNESS:

1 1/4" - 1 3/4"





MONACO

# 1923 SERIES



Bastia



Bordeaux



Monaco



Frederick Blend

## FRENCH COUNTRY LIMESTONE

Each stone is meticulously sculpted to replicate the look and feel of natural limestone. The rough, textured face of French Country Limestone provides a bold, classic look that replicates the natural beauty of limestone. This handsome manufactured stone is offered in various complementary shapes and colors. Corners available.


### DIMENSIONS:

Heights from 4" to 7"  
Lengths from 4" to 12"

### THICKNESS:

1" - 1 1/2"





DUBLIN



Bray



Cork



Frederick Blend



Sligo



Westport



White



Clifden



Dublin



Scottsdale



Shelbourne



Winchester



White Gold

## STACKSTONE

Create a contemporary look with our Stackstone, a rough faced rectangular stone with a true dry stacked application. Stackstone's versatility makes an excellent option for both commercial and residential projects and is offered in multiple color options. Corners available.

### DIMENSIONS:

Heights from 2" to 7"  
Lengths from 3" to 16"

### THICKNESS:

3/4" - 1 1/2"





DUNDEE



Aberdeen



Dundee



Kilmarnock



Yorkshire

## FOREST LEDGESTONE

The unique, sandy texture of Forest Ledgestone provides charm and distinction to any project in both interior and exterior applications. With a variety of shapes and sizes, Forest Ledge Stone's sandy face gives it a soft, yet primitive look. Corners available.

### DIMENSIONS:

Heights from 3" to 7"  
Lengths from 3" to 18"

### THICKNESS:

3/4" - 1 1/4"





MANCHESTER



Birmingham



Everton



Fulham



Liverpool



Manchester



Newcastle



Sage



Tottenham



Guilford



Sligo

## CUTSTONE

Create a stately appearance to any project with our Cutstone. This conventional manufactured stone has a chisel-cut textured face, providing a traditional, formal look to your home or commercial application. Cutstone is offered in many earthen color ways. Corners available.

### DIMENSIONS:

Heights from 4" to 8"  
Lengths from 5" to 13"

### THICKNESS:

3/4" - 1 1/4"





TORINO



Palermo



Milan



Simmons



Sligo



Torino

## LEDGESTONE

For old-world appeal, Ledgestone is produced in a narrow, irregular shape. The dry-stacked application and long narrow shapes of Ledgestone give your project a provincial air. Each color option provides a range of beautiful complementary natural colors. Corners Available.

### THICKNESS:

1 1/4" - 1 3/4"

### DIMENSIONS:

Heights from 1" to 4"  
Lengths from 5" to 15"





CLIFDEN



Barcelona



Clifden



Darlington



Levante



Wiltshire

## FIELDSTONE

Add European flair to your home or commercial project with our stunning manufactured Fieldstone. The random sizes and shapes of this European-inspired stone gives a rustic, old-world look to any project. Fieldstone comes in various natural color ranges to suit all tastes. Corners available.

### DIMENSIONS:

Heights from 4" to 10"  
Lengths from 4" to 15"

### THICKNESS:

3/4" - 1 1/4"





CAPTIVA



Charleston



Penhook



Captiva



Athens

## STACKPANEL

For an easy-to-install panel application look no farther than our Stackpanel veneer stone. The simple panel design allows for projects to be completed quickly and without the mess of mortaring joints. The various rectangular shapes create an attractive finish that is suitable for both interior and exterior applications. Stackpanel comes in both light and dark color options. Corners available.

### DIMENSIONS:

Height 4" all panels  
Lengths 8", 12", 20"

### THICKNESS

3/4" - 1 1/2"





BERKSHIRE



Berkshire



Surrey



Mascato



Yorkshire

## SHEFFIELD CUTSTONE

Achieve the look of a chiseled “hand cut” stone with a textured face with our Sheffield Cutstone. This style creates a traditional and somewhat formal look for both residential and commercial applications. Sheffield Custone is available in both warm and color earthen tones. Corners available.


### DIMENSIONS:

Heights from 2 1/2” to 9 1/2”  
Lengths from 2 1/2” to 18”

### THICKNESS:

3/4” - 1 1/4”





FARMHOUSE



## BARNWOOD

### BARNWOOD

This concrete veneer stone is made to look exactly like weathered wood from a barn. Complete with extremely realistic wood grain texture with natural knots and nail holes.

### THICKNESS:

1" - 9 sq ft per box,  
150sqft per Jumbo box

### DIMENSIONS:

Heights 3", 6", 9"  
Lengths 12", 18", 24", 36"





veneer logs

## veneer logs

### veneer log

Highly durable and termite proof, they last decades longer than actual wood. With their deep rich, chestnut-brown color and wood texture they look and feel like the real thing.

### dimensions:

59" L x 9" H x 2" T



# VENEER STONE ACCESSORIES

Nitterhouse produces a complete line of veneer accessories in two natural color options that will complement any project’s aesthetic.

18” SILL	18”x 2.5”x 2.5”	10lbs	Interior and exterior applications
KEystone	4”x 7”x 2”	5lbs	Interior and exterior applications
LARGE OUTLET BOX	7.5”x 11.5”x 1.75”	5lbs	Interior and exterior applications
LARGE ROUND LIGHT BOX	11”x 8”x 1 1/2” dia 4.25”	5lbs	Interior and exterior applications
MANTel BRACKET	7.5”x 10”x 2.25”	8lbs	Less weight than natural stone
SHUTTER BLOCK	2.5”x 14”x 2.5”	7lbs	Interior and exterior applications
SMALL OUTLET BOX	7”x 5”x 1.25”	3lbs	Interior and exterior applications
SOLDIER	5”x 7”x 2”	5lbs	For use around openings
CHATHAM WALLCAP	12”x 24”x 2 1/2” 12”x 48”x 2 1/2”	62lbs 124lbs	Available with or without finished edges
CHATHAM POST CAP	26”x 26”x 2 1/2” 30”x 30”x 2 1/2”	146lbs 195lbs	Flat with chiseled edges
PEAKED CAPS	26”x 26”x 2 1/2” 30”x 30”x 2 1/2”	130lbs 144lbs	Peaked
HEARTHSTONE	20”x 20”x 1 3/4”	57lbs	Flat with finished edges
MANTel	12”x 60”x 2” 8”x 72”x 2” 12”x 72”x 2”	120lbs 98lbs 147lbs	

## PACKAGING FOR ALL STONE:

16 boxes per pallet, 12 sq ft of flats per box, 7 lineal ft of corners per box  
1923 Series - 10 sq ft per box  
*Also available - 150 sq ft crate, 100LF corners \* Requires lead time*

## COLORS:

Charcoal, Tan  
*- Caps are available in Oak Blend*



18” SILL



KEystone



LARGE OUTLET BOX/  
LARGE ROUND LIGHT BOX



MANTel BRACKET



SHUTTER BLOCK



SMALL OUTLET BOX



SOLDIER



CHATHAM WALLCAP



CHATHAM POST CAP



PEAKED CAPS




HEARTHSTONE



MANTel





# NITTERHOUSE STONE

HANDCRAFTED VENEER

VOLUME 21



859 CLEVELAND AVENUE | CHAMBERSBURG, PA 17201  
717-267-4500 | NITTERHOUSEMASONRY.COM