



MODERA MIDTOWN, ATLANTA, GA

PLAZA & ROOF DECK PAVERS


Extend outdoor living and commercial space with our plaza pavers manufactured with the same high strength and superior quality concrete as our architectural pavers. Nitterhouse plaza and roof deck pavers are designed to be either pedestal set or fully supported.

*"12"x 24" bullnose pool coping and engraving available.
 All sizes are 1 7/8" thick. Other thicknesses are available upon request.
 Beveled edges standard, square edges available upon request.
 Color options on Page 16.*

DIMENSIONS:	12"x 12"	24lbs	24"x 24"	97lbs
	12"x 24"	48lbs	24"x 30"	123lbs
	18"x 18"	54lbs	24"x 36"	145lbs
	18"x 24"	72lbs		



PG-2




PG-135



PG-23



PG-6




PG-31



PG-29



PG-77



PG-45B



PG-10



PG-66



PG-63




PG-4



PG-62



PG-53B



PG-130




PG-7



PG-78



PG-79D



PG-65



PG-27



PG-68



PG-134



PG-71



PG-61



PG-75



PG-32



PG-8



PG-13



PG-1



PG-137

This sample is presented as a general representation of the product. Color of pieces will vary slightly from sample. Contact your Nitterhouse representative, 717-267-4500 for a physical sample.