




**NITTERHOUSE
STONE**

HANDCRAFTED VENEER



VENEER STONE
PRODUCT CATALOG





FREDERICK BLEND

SCENIC LEDGESTONE



Harvest



Frederick Blend

THICKNESS:
1 1/2" - 3"

DIMENSIONS:
Heights from 1 1/2" to 5"
Lengths from 3" to 17"



Anchor Grey



Maple



Toasted Wheat

RUSTIC FIELDSTONE



Harvest



Frederick Blend

THICKNESS:
3/4" - 1 3/4"

DIMENSIONS:
Heights from 3" to 10"
Lengths from 3" to 19"



Chambers



Maple



Sage

CHISELED LIMESTONE



Harvest



Frederick Blend

THICKNESS:
1 1/4" - 1 3/4"

DIMENSIONS:
Heights from 1 1/2" to 9 1/2"
Lengths from 4" to 21 1/2"



Chambers



Maple



Toasted Wheat



Bastia



Bordeaux



Lyon



Monaco



Frederick Blend

FRENCH COUNTRY LIMESTONE

Each stone is meticulously sculpted to replicate the look and feel of natural limestone. The rough, textured face of French Country Limestone provides a bold, classic look that replicates the natural beauty of limestone. This handsome manufactured stone is available in five complementary shapes and colors.

DIMENSIONS:


Heights from 4" to 7"
Lengths from 4" to 12"

THICKNESS:

1" - 1 1/2"



50/50 BLEND: BASTIA / MONACO



CUSTOM BLEND



Bray



Clifden



Frederick Blend



Cork



Shelbourne



Dublin



Sligo

STACKSTONE

Create a contemporary look with StackStone, a rough faced rectangular stone with a true dry stacked application. StackStone is a popular choice for both home and commercial applications. Available in seven natural color options.

DIMENSIONS:

Heights from 2" to 7"
Lengths from 3" to 16"

THICKNESS:

3/4" - 1 1/2"



Aberdeen



Dundee



St. Mirren



Kilmarnock

FOREST LEDGE STONE

The unique, sandy texture of Forest Ledge Stone provides charm and distinction to any project, indoors or out. With a variety of shapes and sizes, Forest Ledge Stone's sandy face gives it a soft yet primitive visage. Forest Ledge Stone is currently available in four complementary colors.

DIMENSIONS:

Heights from 3" to 7"
Lengths from 3" to 18"

THICKNESS:

3/4" - 1 1/4"



DUNDEE



SLIGO



Birmingham



Fulham



Everton



Manchester



Newcastle



Tottenham



Liverpool

CUTSTONE

Create a stately appearance to any project with CutStone. This conventional manufactured stone has a chisel-cut textured face, providing a traditional, formal look to your home or patio. Available in seven natural color options.

DIMENSIONS:

Heights from 4" to 8"
Lengths from 5" to 13"

THICKNESS:

3/4" - 1 1/4"



Milan



Palermo



Roma



Torino

LEDGESTONE

For old-world appeal, LedgeStone is produced in a narrow, irregular shape. The dry-stacked application and long, narrow shapes of Ledge Stone give your project a provincial air. Available in four natural looking color options.

DIMENSIONS:

Heights from 1" to 4"
Lengths from 5" to 15"

THICKNESS:

1 1/4" - 1 3/4"



TORINO



CUSTOM BLEND



Barcelona



Levante



Valencia

FIELDSTONE

This stunning manufactured stone adds European flair to your home or commercial application. The random sizes and shapes of this European-inspired stone give a rustic look to any architectural project. Fieldstone is currently available in three natural colors.

DIMENSIONS:

Heights from 4" to 10"
Lengths from 4" to 15"

THICKNESS:

3/4" - 1 1/4"



Mocha



Almond




Overcast

URBAN PANEL

The Urban Stone panel is another new addition to the growing Nitterhouse Stone line. A very modern style of veneer stone in classic neutral colors. This panel will give any project sleek dimensional uniformity. Available in three natural color options.

DIMENSIONS:

6"high x 24"long x 1"thick



ALMOND



BERKSHIRE



Berkshire



Essex



Mascato



Nottingham



Yorkshire



Surrey

SHEFFIELD CUTSTONE

Nitterhouse Sheffield Cutstone offers a chiseled “hand cut” look that offers a great textured face. Our high quality Sheffield Cutstone style creates a traditional and somewhat formal look to both residential and commercial projects. Available in six natural color options.

DIMENSIONS:

Heights from 2 1/2” to 9 1/2”
Lengths from 2 1/2” to 18”

THICKNESS:

3/4” - 1 1/4”



Darlington



Derby



Somerset



Wiltshire

SHEFFIELD FIELDSTONE

The random shapes and sizes of this European inspired, Sheffield Fieldstone gives a rustic look to any project. Available in four natural color options.

DIMENSIONS:


Heights from 4" to 10"
Lengths from 4" to 15"

THICKNESS:

3/4" - 1 1/4"



DARLINGTON



Charleston



Penhook



Captiva



Athens

SHEFFIELD STACKPANEL

Our Sheffield Stackpanel offers beauty in an easy-to-install panel application. The simple panel design allows for projects to be completed quickly and without the mess of mortaring joints. Equally useful for interior & exterior projects. Our panel is produced from the highest quality materials and will provide an attractive result for years to come. Available in four natural color options.

DIMENSIONS:

Height 4" all panels
Lengths 8", 12", 20"

THICKNESS

3/4" - 1 1/2"

veneer stone accessories

Nitterhouse produces a complete line of veneer accessories in two natural color options that will complement any project's aesthetic.

18" SILL	18"x 2.5"x 2.5"	10lbs	Interior and exterior applications
KEYSTONE	4"x 7"x 2"	5lbs	Interior and exterior applications
LARGE OUTLET BOX	7.5"x 11.5"x 1.75"	5lbs	Interior and exterior applications
LARGE ROUND LIGHT BOX	11"x 8"x 1 1/2" dia 4"	5lbs	Interior and exterior applications
MANTEL BRACKET	7.5"x 10"x 2.25"	8lbs	Less weight than natural stone
SHUTTER BLOCK	2.5"x 14"x 2.5"	7lbs	Interior and exterior applications
SMALL OUTLET BOX	7"x 5"x 1.25"	3lbs	Interior and exterior applications
SOLDIER	5"x 7"x 2"	5lbs	For use around openings
CHATHAM WALLCAP	12"x 24"x 2 1/2" 12"x 48"x 2 1/2"	62lbs 124lbs	Available with or without finished edges
CHATHAM POST CAP	26"x 26"x 2 1/2" 30"x 30"x 2 1/2"	146lbs 195lbs	Flat with chiseled edges
PEAKED CAPS	26"x 26"x 2 1/2" 30"x 30"x 2 1/2"	130lbs 144lbs	Peaked
HEARTHSTONE	20"x 20"x 1 3/4"	57lbs	Flat with finished edges
MANTEL	12"x 60"x 2" 8"x 72"x 2" 12"x 72"x 2"	120lbs 98lbs 147lbs	

PACKAGING FOR ALL STONE:

16 boxes per pallet, 12sq ft of flats per box, 7 lineal ft of corners per box
*Also available - 150sq ft crate, 100LF corners * Requires lead time*

COLORS:

Charcoal, Tan
- Caps are available in Oak Blend



18" SILL



KEYSTONE




LARGE OUTLET BOX/
LARGE ROUND LIGHT BOX



MANTEL BRACKET



SHUTTER BLOCK



SMALL OUTLET BOX



SOLDIER



CHATHAM WALLCAP



CHATHAM POST CAP



PEAKED CAPS



HEARTHSTONE



MANTEL



5 GENERATIONS OF INTEGRITY & INNOVATION

Since 1923, The Nitterhouse family has expanded upon its expertise and continued to innovate the industry. Today, Nitterhouse provides the Mid Atlantic Area with high-quality durable stone, block, brick, concrete, and handcrafted veneer stone products.

Matt has always had an eye for perfection. He has been searching the mountains of the east coast for years to find the right natural stones to use as templates for handcrafting Nitterhouse Stone. Finding the correct stone is only the beginning of the process. Matt has created a custom color studio where he designs every color blend from scratch. "Great colors are the key to capturing nature's beauty." - Matt

Each stone passes a strict daily quality control standard, still overseen by Matt.

Pictured: Matt Diller, 5th Generation Nitterhouse Family Member and Creator of Nitterhouse Stone





**NITTERHOUSE
STONE**

HANDCRAFTED VENEER



859 CLEVELAND AVENUE | CHAMBERSBURG, PA 17201
717-267-4500 | NITTERHOUSEMASONRY.COM